

Quality is more than a word

ESPEC

Vacuum Oven

VAC·LCV



Power-saving feature and quick and economical program customization

Under low pressure environment, specimens dry at lower temperature and boiling point is also lower, which reduces stress on specimens.

With a wider range of applications that take advantage of the vacuum drying function, there is an increased need for the high thermal characteristics of a vacuum drier as well as for improved production efficiency and reduced power consumption.

To meet this demand, ESPEC upgraded the vacuum oven VAC Series.

The new instrumentation achieves excellent usability and advanced functionality. For example, program operation can be selected for precise, automated control of pressure and temperature.

A 20 to 40% power savings is achieved thanks to improved air-tightness and sealing capacity of the chamber.

A variety of options are available including the absolute pressure sensor.

Furthermore, extensive safety designs complying to globalization trend have been added to meet the CE certification requirements.


Based on the achieved temperature and pressure control capabilities for testing equipment, in which high reliability and high accuracy are expected, ESPEC further refines the capacities required for manufacturing equipment.

VAC-301P



VAC-201P





VAC-101P

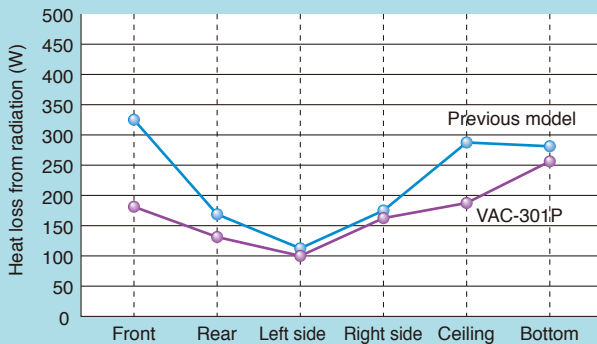


LCV-233P



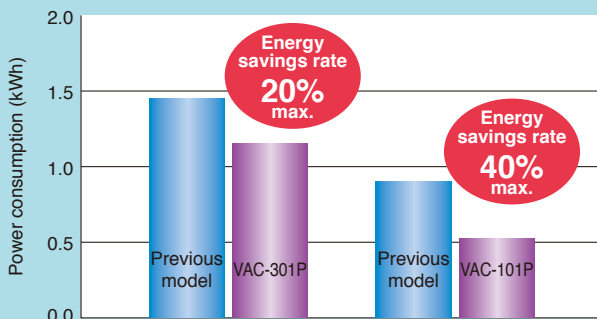
A broad array of energy-saving mechanisms and support for wider range of vacuum drying treatments

● Surface temperature measurements of the chamber exterior



● Power consumption comparison of vacuum pumps under automated operation mode

Example of application: Aircraft component testing
 Temperature setting: +200°C
 Pressure setting: 267×10^2 Pa



● Vacuum drying treatment for a wider array of uses

A vacuum (low-pressure) environment has a lower boiling point, allowing drying treatments at a lower temperature. The vacuum oven enables drying treatment at a lower temperature for specimens that cannot be treated by conventional high-temperature drying. Furthermore, the vacuum and N₂ gas exchange modes enable drying of oxidation-averse specimens, as well as drying and heat treatment within a clean environment by eliminating impurities in the chamber through repeated heat treatments or gas exchanges.

● A versatile equipment

The ovens are ideal for many applications, especially in electronic component production: defoaming when mixing silicone rubber or resins in LED production, deaerating during resin forming, hardening when injecting epoxy for hybrid ICs, or drying electronic components after washing.

● Uncompromising energy-saving mechanisms

Power consumption was reduced through improved air-tightness and insulation achieved by using superior insulation materials and by changing both the door locking mechanism and the enclosure construction.

Air-tightness and insulation capacity have a significant impact not only on temperature control but also on pressure control. Through improvement of these properties, the VAC-101 achieves up to 40% energy savings.

In addition, the enhanced air-tightness helps prevent a temperature rise in the surrounding area of the chamber.

Excellent temperature uniformity and ease of operation

- **Double-layered interior construction for great temperature uniformity**

The vacuum chamber features double-layered construction. A heater on the exterior of the test area minimizes heat loss and improves temperature uniformity. This allows even more uniform heat treatment and improves machine efficiency by reducing heat up time.

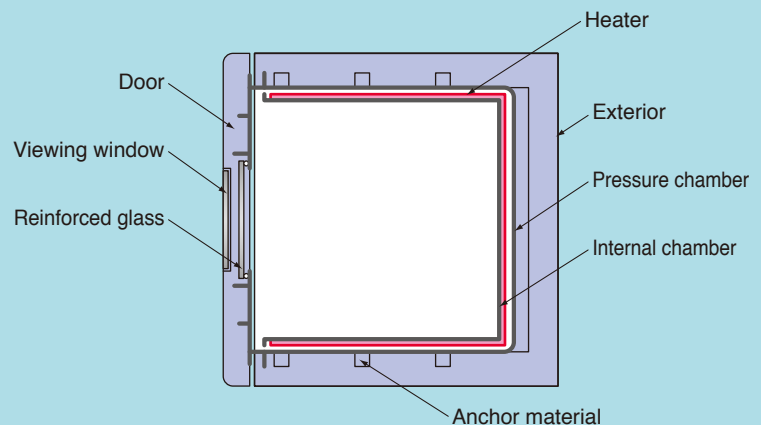
- **International safety standard compliance**

Complies with safety of Machinery (ISO 12100), Low Voltage (IEC 60204), EMC (EN 61000-6-2, 55011).

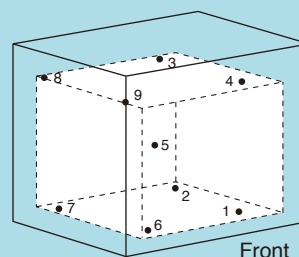


Test area (The shelves and hermetic terminals are optional).

- **Double-layered construction of the test area**



- **Test area temperature uniformity measurement example**



Model: VAC-301P
 Temperature setting: +200°C
 Pressure setting: 1×10^2 Pa
 Ambient temperature: +23°C
 Measurement point: 9
 Number of measurement: 10

Point	1	2	3	4	5	6	7	8	9	Uniformity
Temp. (°C)	+193.6	+194.2	+196.9	+197.2	+197.6	+190.4	+194.7	+198.4	+196.0	±1.9

Quick and economical customization



USB port (option)



Pressure operation (option)



Viewing window (option)

- **Variety of options for greater usability**

There are 20 options available. Product will be factory-customized to best suit your application.

- **Viewing window for specimen observation (option)**

The viewing window is slightly curved to eliminate exterior reflections.

- **Simple design for improved scalability**

The construction of the main chamber unit adopts a simple design in order to accommodate requests for major modifications and achieve shorter treatment time, by adding -for example- a refrigeration unit to reduce recovery time to ambient temperature.

Custom-made Equipment

LIB Electrode Oven



The chamber can perform heat treatment of a high-volume specimen using the vacuum or gas exchange mode. The product also features a refrigeration system and fan to decrease the specimen's recovery time to ambient temperature.

Temperature range	+30 to +250°C
Pressure range	933×10^2 to 1×10^2 Pa
Internal volume	500 to 2000L
Operating mode	Program: 20 patterns 99-steps Constant

Vacuum control modes suitable for a wide range of applications

- **Pressure operation modes to choose for flexible programming**

There are five operation modes available to select the pressure control. A wide variety of programs can be designed by combining constant-temperature operation and programmed operations. There are 40 pattern settings available, in which up to 99 steps can be programmed for each pattern of operation.

- **Gas exchange operation mode prevents oxidation and eliminates impurities inside the chamber**

Oxygen inside the chamber can be eliminated by replacing it with N₂ gas, preventing oxidation during the drying operation. In addition, a high-precision environment can be created by repeatedly performing the exchanges. This mode also removes organic substances in addition to preventing oxidation, reducing the impact on specimens.

- **Expert Mode demonstrates its capabilities in repeated high-volume processing (option)**

The depressurization schedule used is stored and can be called up for subsequent operations to ensure accurate processing. Expert Mode eliminates the fussing with valve controls for each process, and is ideally suited for repeated high-volume processing of identical specimens.

- **Pressure operation modes**

mode	Details	Program and Typical pattern
Automated operation	Enables constant operation at a fixed pressure and ramp operation with programmed pressure increase and decrease times. ON/OFF of vacuum pump and atmosphere inlet valve are controlled automatically.	
Continuous operation	Enables continuous operation in a vacuum. The vacuum pump runs continuously.	
Open to atmosphere	Introduces atmospheric air into the chamber. Stops the vacuum pump and opens the atmosphere-inlet valve.	
Gas exchange	Repeatedly performs continuous operation and N ₂ gas introduction. Pressure value and number of replacements can be set for the exchange operation.	
Ventilation operation	Outside air can be introduced using the automated operation. The vacuum pump runs continuously.	
Expert (Option)	Pressure setting can be adjusted using a controller with learning function. Temperature and pressure settings can be saved and replicated in programmed operations.	



Pressure operation selection

High-speed processing Instrumentation features improved operability and legibility



● Tabbed user interface

Controller's new layout includes tabs at the bottom of the screen to easily activate any section.

Calculating and processing performances have been improved, and the screen layout optimized.

● Register test patterns

Up to 40 patterns for program operation and 3 patterns for constant operation can be registered.

● Program editing from a PC (option)

The chamber is equipped with an optional USB port, allowing you to program its operations on a PC using the dedicated application software.

Programs created on a PC can be copied to the chamber using a USB memory stick.

● Multi-lingual display

A simple operation changes display text to Japanese and Chinese (simplified). Select the language that suits your needs.



Program settings



Constant values settings

P-Instrumentation

Operating mode	Constant operation, Program operation
Operation settings	<ul style="list-style-type: none"> • Constant mode settings <ul style="list-style-type: none"> Available settings 3 patterns Settings range and resolving power <ul style="list-style-type: none"> Temperature 40 to 200°C, 1°C units Pressure 0 to 1013 × 10² Pa, 1 × 10² Pa units • Program mode settings <ul style="list-style-type: none"> Available settings 40 patterns (max. 99 steps per pattern) Settings range and resolving power <ul style="list-style-type: none"> Temperature 40 to 200°C, 1°C units Pressure 0 to 1013 × 10² Pa, 1 × 10² Pa units Time 0 hr 0 min. 1 sec - 999 hrs 59 min. 59 sec, 1 sec units
Language	English, Japanese, Chinese
Auxiliary functions	<ul style="list-style-type: none"> Basic functions <ul style="list-style-type: none"> Operation control, alarm, information, accessory (integrating hour meter, feed valve/ventilation setting), help, chamber monitor (temperature pressure, external output, trend graph) Control setting functions <ul style="list-style-type: none"> Timer setting (start timer, end timer, quick timer), sampling setting, protection, alarm history display, version display, hour meter with reset, announcement Maintenance function <ul style="list-style-type: none"> Equipment operation settings (power outage recovery operation setting), settings criteria setting, time signal name entry, equipment details settings (external alarm, output setting), user password, date and time setting

SPECIFICATIONS

Model		VAC-101P	VAC-201P	VAC-301P
Pressure control system		PID control		
Temperature performance ^{*1}	Temperature range	+40 to +200°C (+104 to +392°F)		
	Temperature constancy	±0.5°C (vacuum), ±1°C (atmospheric)		
	Time to reach extreme temperature value ^{*2}	Within 50 min.	Within 70 min.	Within 80 min.
Pressure performance ^{*1}	Pressure range	933×10 ² to 1×10 ² Pa		
	Ambient pressure ^{*3}	Less than 133 Pa		
	Pull-down time ^{*3}	Within 7 min.	From atmospheric pressure to 133 Pa Within 15 min.	Within 30 min.
	Atmospheric pressure recovery time ^{*4}	Within 4 min.	Inlet open to atmosphere Within 8 min.	Within 15 min.
Construction	Exterior material	Cold-rolled steel with baked finish		
	Vacuum chamber	Stainless steel sheet (SUS430)		
	Internal chamber	Stainless steel sheet (NSS432)		
	Insulation	Glass wool		
	Heater	Mica heater		
	Inlet	R 1/4 inch, max. pressure 0.05 MPa (0.5 kg/cm ² G) or less		
	Exhaust port	OD φ28 mm, rubber hose connection port		
Oil rotary vacuum pump	Motor	200V AC 1 φ 50/60Hz 550W		200V AC 3 φ 50/60Hz 550W
	Pumping speed	200L/min. (50Hz), 240L/min. (60Hz)		
	Ultimate pressure	6.7×10 ⁻² Pa		
	Auxiliary functions	Gas ballast valve, oil mist trap		
Fittings	Leveling feet and casters (free wheel) 4pcs each, Time signal terminals × 2pcs			
Effective internal volume	91 L	216 L	512 L	
Effective internal dimensions	W450×H450×D450 mm (W17.7×H17.7×D17.7 inch)	W600×H600×D600 mm (W23.6×H23.6×D23.6 inch)	W800×H800×D800 mm (W31.5×H31.5×D31.5 inch)	
Outside dimensions ^{*5}	W902×H1392×D780 mm (W35.5×H54.8×D30.7 inch)	W1052×H1532×D930 mm (W41.4×H60.3×D36.6 inch)	W1252×H1772×D1130 mm (W49.3×H69.8×D44.5 inch)	
Weight	320 kg	400 kg	610 kg	
Shelf support load resistance ^{*6}	up to 100kg (30kg/ stage, Total load of 5 stages)		up to 100kg (20kg/ stage, Total load of 5 stages)	
Test area load resistance ^{*6}	up to 100kg			
Allowable ambient conditions	+12 to +35°C (+41 to +95°F)			
Power supply	200V AC 1 φ 50/60Hz	14.2 A	18.9 A	—
	200V AC 3 φ 50/60Hz	10.7 A	13.9 A	14.2 A
	220V AC 1 φ 50/60Hz	13.2 A	17.5 A	—
	220V AC 3 φ 60Hz	—	—	13.2 A
	230V AC 1 φ 50/60Hz	12.8 A	16.9 A	—
	380V AC 3 φ 50Hz CE	—	—	8.2 A
	400V AC 3 φ 50Hz CE	—	—	7.9 A

*1 Performance figures are given for a +23°C ambient temperature, rated voltage, and no specimen inside the test area.

*2 Set point is 200°C. Time it takes for the center of the chamber's temperature to increase from 40°C to 200°C under vacuum.

*3 Fixed temperature inside the chamber, vacuum pump connected with exhaust speed of more than 200L/min. and ultimate pressure of 13×10⁻² Pa or less, no gases emitted from specimen.

*4 Recovery time to atmospheric pressure (1013×10² Pa) to 1010×10² Pa, recovery time may fluctuate depending on atmospheric pressure.

*5 Excluding protrusions.

*6 Includes shelf weight.

SAFETY DEVICES

- Leakage breaker
- Control panel door switch
- Back cover switch
- Control circuit overcurrent protection
- Control circuit short circuit protection cartridge fuse
- System error (error)
- System error (caution)
- Room temperature compensation burnout detection circuit
- Temperature sensor burnout detection circuit
- Pressure sensor burnout detection circuit
- Reverse-prevention relay
- Thermal fuse
- Heater overcurrent protector
- Vacuum pump overload protector
- Motor valve operation failure alarm function (built-in temperature/pressure controller)
- Alarm function that indicates pressure has not been reached (with built-in temperature/pressure controller)
- Absolute upper/lower temperature limit alarm (built-in temperature/pressure controller)
- Absolute upper/ lower pressure limit alarm (built-in temperature/pressure controller)
- Overheat protector
- Absolute upper/lower temperature deviation alarm function (temperature/pressure controller)
- Absolute upper/lower pressure deviation alarm function (temperature/pressure controller)
- Specimen power supply control terminal

ACCESSORIES

- Cartridge fuse (3A) 1
- User's manual 1

* Shelves and power cables are not included.

OPTIONS (VAC)

Expert Mode

The jog dial can be used to precisely control, record, and reproduce depressurization.



Atmospheric pressure recovery time reduction

An atmospheric release valve with larger piping port is added. The valve opens and closes manually.

Atmospheric pressure recovery time:
within 2 min.

*The optional air filter cannot be fitted.

Pirani vacuum gauge

Pressure is displayed digitally, while this gauge is used to measure pressure accurately below 2700 Pa.

Measurement range: 0.4 to 2700 Pa

Measurement precision:
within $\pm 3\%$ of full-scale
(converted to linear scale)



Hermetic terminals for voltage application

Used when applying voltage to specimens.

Specifications: Hermetic terminal
(four-core)

Max. current: 6 A

Max. voltage: 200V AC, 250V DC

Mounted location: Oven rear side

* Maximum 4 (total quantity of both thermocouple and impressed voltage combined).

Hermetic terminals for thermocouples

Used for connection to thermocouples from specimens or chamber interior.

Specifications: Hermetic terminal
(eight-core, four pairs)

Mounted location: Oven rear side

* Maximum 4 (total quantity of both thermocouple and impressed voltage combined).



for thermocouples

Recorder output terminal

This terminal outputs the test area temperature and pressure via 1 to 5V DC linear output.

Temperature: +20°C to +220°C

Pressure: 0 to 106.7 kPa

OPTIONS (VAC)

Paperless recorder

Records temperature and pressure inside the chamber. Additional inputs may also be recorded.

Temperature range: +20 to +220°C

Pressure range: 0 to 106.7kPa

Number of inputs:

Temperature 1

Pressure 1

(4 more channels can be turned ON)

Scan interval: 5 sec

Interface:

CF memory card port

(Includes a 256MB CF card)

USB memory port



Temperature and pressure recorder

Records the oven internal temperature and pressure.

Temperature range: +20 to +220°C

Pressure range: 0 to 106.7 kPa

Input: Temperature (×1),

Pressure (×1)

Recording method: Dot

Absolute pressure sensor

The standard gauge pressure is replaced by absolute pressure sensor as pressure indication method.

External alarm terminal

If the safety device of the chamber is activated, external alarm terminal will notify it to a remote point.

Power capacity: 250V AC, 3A

Operation: Connection output when error occurs (closed)

Mounted location:

Oven rear side (above inlet)

Time up output

A contact signal is sent when a step in the program changes, or when the program ends.

External device alarm input terminal

When the chamber is interlocked with an external device, this option is used to stop chamber operation when an error is issued from the external device.



Status indicator light

Illuminates to indicate errors when the safety device activates.

Emergency stop pushbutton

Stops the chamber immediately.



Operation status indicator

The LED light above the instrumentation panel indicates the chamber status.

Door with viewing window

Used for observation of the specimens inside the chamber.

Size : W324×H336 mm



Power meter

Displays the integral power consumption for the chamber.



Floor reinforcement

To enhance the floor load capacity inside the chamber. Machinery compartment is also reinforced.

OPTIONS (VAC)

Air filter

Filtering air introduced into the chamber.
 Port size: 0.2 μm
 Pressure resistance: 4.2 kg/cm²
 Connector port: NPT 1/8, male screw
 Location: Air inlet

Vacuum pump oil

Model: SMR-100 (500mL × 2)

Cold trap

Cools and removes moisture and organic solvents contained in the outside air before being drawn into the vacuum pump. (Separate from oven)
 Outside dimensions:
 W300 × H835 × D350 mm

Vacuum pump exhaust port

Exhaust gas from vacuum pump outside.
 External connection port:
 NW25 (ISO standard)
 Connection:
 Quick coupling
 Center ring with O-ring (not provided)
 Location: Rear side


Removal of pump

The standard fitted vacuum pump is removed. Terminal block for vacuum pump power supply and pump intake port connection hose are prepared inside the chamber.

* the chamber main unit weight, electric current, and power supply voltage will be changed.

Stainless steel shelf

Stainless steel punching plate
 Max. allowable number of shelves:
 Up to 5 shelves



Model	W (mm)	D (mm)	Load resistance* Up to (kg)	Shelf weight (kg)
VAC-101P	435	435	30	1.6
VAC-201P	585	585	30	2.7
VAC-301P	785	785	20	4.8

* Shelf load resistance : Equally distributed load
 Total load weight : Up to 100 kg

Heavy-duty shelf

Used to hold heavy specimens exceeding the load capacity of the standard shelf.

Load resistance: 40 kg/level
 (Equally distributed load)

Shelf weight: 2.7kg (VAC-201P)
 5.6kg (VAC-301P)

Max. allowable number of shelf:
 up to 4 shelves

Test area load resistance :
 160kg(Includes shelf weight)

* VAC-201P and 301P only

USB external memory port

Logging, and program reading & writing are available.



Interface

Communication ports to connect the chamber to a PC.

- RS-485
- RS-232C
- GPIB

Communication cables

- RS-485 5m/ 10m/ 30m
- RS-232C 1.5m/ 3m/ 6m
- GPIB 2m/ 4m

Power cable

- 2.5m
- 5m
- 10m

* 200V/ 220V/ 230V AC only

CE marking

VAC-101P: 200V 1φ 200V 3φ
 220V 1φ 230V 1φ
 VAC-201P: 200V 1φ 200V 3φ
 220V 1φ 230V 1φ
 VAC-301P: 200V 3φ 220V 3φ

* This CE marking option is not necessary for the VAC-301P with 380V 3φ or 400V 3φ option which is already including CE marking.

Safety precautions

- Do not use specimens which are explosive or inflammable, or which contain such substances. To do so could be hazardous, as this may lead to fire or explosion.
- Do not place corrosive materials in the chamber. If corrosive substances or liquid is used, the life of the unit may be significantly shortened specifically because of the corrosion of stainless steel, resin and silicone materials.
- Do not place life forms or substances that exceed allowable heat generation.
- Read the User's manual thoroughly prior to use to ensure correct operation of the vacuum pump.



LCV-233P

● Direct heating system for fast vacuum-dry

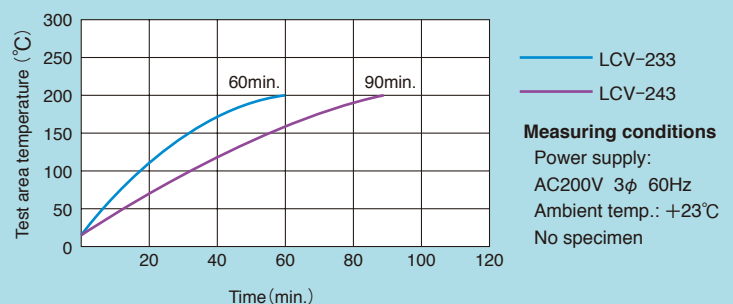
In addition to the gas exchange function, it can treat specimens in oxygen-free atmospheres using nitrogen or other gases, and supports baking, degassing, hardening, deaeration and numerous other applications.



● Easy operation

Temperature setting and upper/lower temperature limit alarm setting can be done with simple key operation.

● Temperature heat-up time (Example)



* Measurement results above are shown as an example.

Model	LCV-233	LCV-243	
System	Direct PID control		
Vacuum control	Manual LEAK-VACUUM balance system		
Performance *1	Temperature range *2	(Ambient+20)°C to +200°C (±392°F)	
	Pressure range	0 to -101kPa (Gauge)	
	Temperature fluctuation *2	±1.0°C	
	Temperature heat-up time *2	Ambient temperature to +200°C (±392°F) 70 min.	110 min.
Construction	External material	Cold rolled and rust-proof steel plate (melamine baked finish)	
	Internal material	18-8 Cr-Ni stainless steel plate	
	Door	Door handle, single door with viewing window (Reinforced glass)	
	Vacuum gauge	Bourdon tube vacuum gauge	
	Heater	Mica heater	
Capacity	90 L	165 L	
Inside dimensions	W450×H450×D450 mm (W17.7×H17.7×D17.7 inch)	W550×H550×D550 mm (W21.7×H21.7×D21.7 inch)	
Outside dimensions	W670×H890×D700 mm (W26.4×H35.0×D27.6 inch)	W770×H990×D800 mm (W30.3×H39.0×D31.5 inch)	
Weight	170 kg	250 kg	
Shelf support load resistance	30 kg		
Test area load resistance	30 kg		
Power supply	AC200V 3 φ 50/60Hz		
Maximum current	8A	9A	

*1 Figures for an ambient temperature of +23°C with no specimen in the chamber.

*2 The performance values are based on JTM K 05-1991 of Japan Testing Machinery Association.

Vacuum Oven with vacuum pump (Specification for Vacuum Oven is the same as stated above.)

Model	LCV-233P	LCV-243P
Vacuum pump performance *	Direct coupled oil—sealed vacuum pump 6.7×10 ⁻² Pa (abs) with gas ballast valve closed 0.67Pa (abs) with gas ballast valve open	
Power supply	AC200V 3 φ 50/60Hz	
Pumping speed *	336/ 403L/ min.	
Outside dimensions	W670×H1540×D700 mm (W26.4×H60.6×D27.6 inch)	W770×H1640×D800 mm (W30.3×H64.6×D31.5 inch)
Weight	240 kg	320 kg

* Individual performance rate of vacuum pump.

Temperature indicator controller

Operating mode	Program operation, Constant operation
Program capacity	9 steps / 1 pattern (Number of repetition: 1 to 99)
Setting and indication ranges	Temperature : 0 to +215°C Time : 0 to 99hours 59min., 100 to 999hours
Setting and indication resolution	Temperature : 1°C Time : 1min.
Input	Thermocouple type K (Nickel-Chromium/ Nickel-Aluminum)
Control	PID control
Auxiliary functions	Input burn-out detection Upper and lower temp. limit alarm Self-diagnostic (Watchdog timer) Alarm indication Power cut protection Timer (automatic start/ stop)

SAFETY DEVICES

- Leakage breaker for power supply
- Thermal fuse
- Watchdog timer
- Overheat protector (independent type)
- Upper and lower temperature limit alarms
- Burn-out circuit

ACCESSORIES

- Shelf (Stainless steel) 5

Model	W (mm)	D (mm)	Shelf load resistance up to (kg) *
LCV-233	440	430	5
LCV-243	540	520	

* Equally distributed load

- User's manual 1 set

OPTIONS (LCV)

Hermetic terminal

The terminals are used to apply voltage to specimen inside chamber and to measure in-chamber temperatures. for thermocouple: 8P(× 4 pairs) for voltage impression: 4P

Reverse flow prevention valve

The valve prevents lubricating oil inside vacuum pump from reverse flow when chamber is under vacuum state.

* LCV-233P, 243P models only.

Shelf, Shelf bracket

Equivalent to standard accessory.



Chamber stand

The stand is equipped with casters enabling the chamber to move easily.

* LCV-233, 243 models only.

* Standard equipment in LCV-233P, 243P models.

Interface

Communication ports to connect the chamber to a PC.

- RS-485
- RS-232C
- GPIB

Communication cables

- RS-485 5m/ 10m/ 30m
- RS-232C 1.5m/ 3m/ 6m
- GPIB 2m/ 4m



Safety precautions

- Do not use specimens which are explosive or inflammable, or which contain such substances. To do so could be hazardous, as this may lead to fire or explosion.
- Do not place corrosive materials in the chamber. If corrosive substances or liquid is used, the life of the unit may be significantly shortened specifically because of the corrosion of stainless steel, resin and silicone materials.
- Do not place life forms or substances that exceed allowable heat generation.
- Be sure to read the user's manual before operation.

■ Some photographs listed in this catalog contain Japanese display.

ESPEC CORP. <http://www.espec.co.jp/english>

Head Office

3-5-6, Tenjinbashi, Kita-ku, Osaka 530-8550, Japan
Tel: 81-6-6358-4741 Fax: 81-6-6358-5500

ESPEC NORTH AMERICA, INC.

Tel: 1-616-896-6100 Fax: 1-616-896-6150

ESPEC EUROPE GmbH

Tel: 49-89-1893-9630 Fax: 49-89-1893-96379

ESPEC (CHINA) LIMITED

Tel: 852-2620-0830 Fax: 852-2620-0788

ESPEC ENVIRONMENTAL EQUIPMENT (SHANGHAI) CO., LTD.

Head Office

Tel: 86-21-51036677 Fax: 86-21-63372237

BEIJING Branch

Tel: 86-10-64627025 Fax: 86-10-64627036

TIANJIN Branch

Tel: 86-22-26210366 Fax: 86-22-26282186

GUANGZHOU Branch

Tel: 86-20-83317826 Fax: 86-20-83317825

SHENZHEN Branch

Tel: 86-755-83674422 Fax: 86-755-83674228

SUZHOU Branch

Tel: 86-512-68028890 Fax: 86-512-68028860

ESPEC TEST TECHNOLOGY (SHANGHAI) CO., LTD.

Tel: 86-21-68798008 Fax: 86-21-68798088

ESPEC SOUTH EAST ASIA SDN.BHD.

Tel: 60-3-8945-1377 Fax: 60-3-8945-1287



ISO 9001/JIS Q 9001

Quality Management System Assessed and Registered

ESPEC CORP. has been assessed by and registered in the Quality Management System based on the International Standard ISO 9001:2008 (JIS Q 9001:2008) through the Japanese Standards Association (JSA).

* Registration : ESPEC CORP.
(Overseas subsidiaries not included)

ISO 14001 (JIS Q 14001)

Environmental Management System Assessed and Registered

ESPEC CORP.

● Specifications are subject to change without notice due to design improvements.

● Corporate names and trade names mentioned in this catalog are trademarks or registered trademarks.